

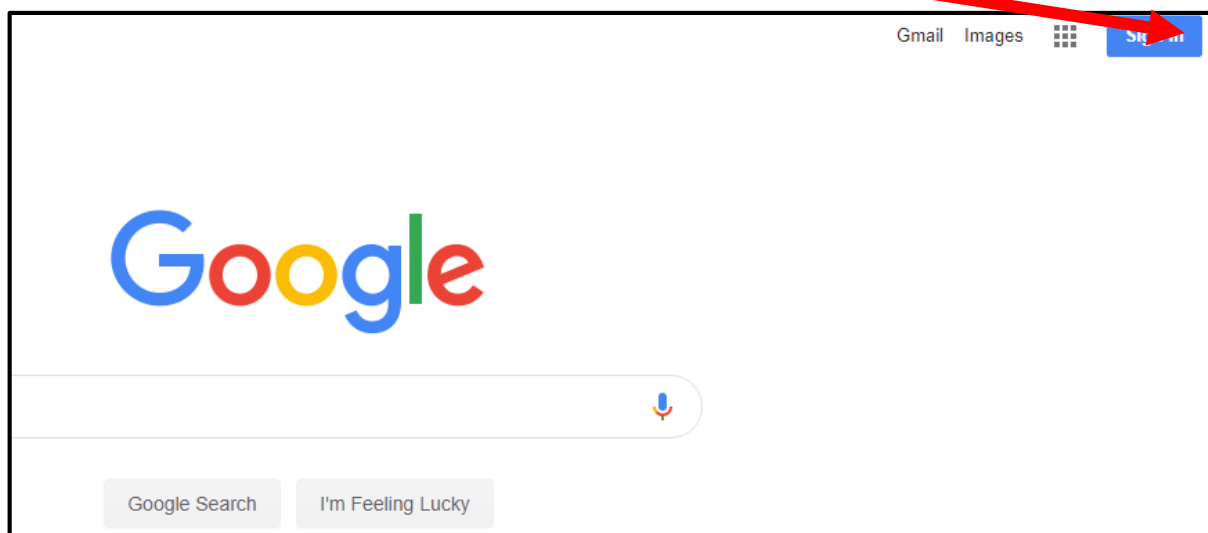
What is Google Classroom?

Google Classroom is your child's digital link to learning. In the event of a bubble or school closure, teachers will use Google Classroom to post class announcements, share content, links and assignments. Your child will use Google Classroom to open, download, complete and submit their class assignments back to their teachers for feedback.

How do I log on and see my child's tasks?

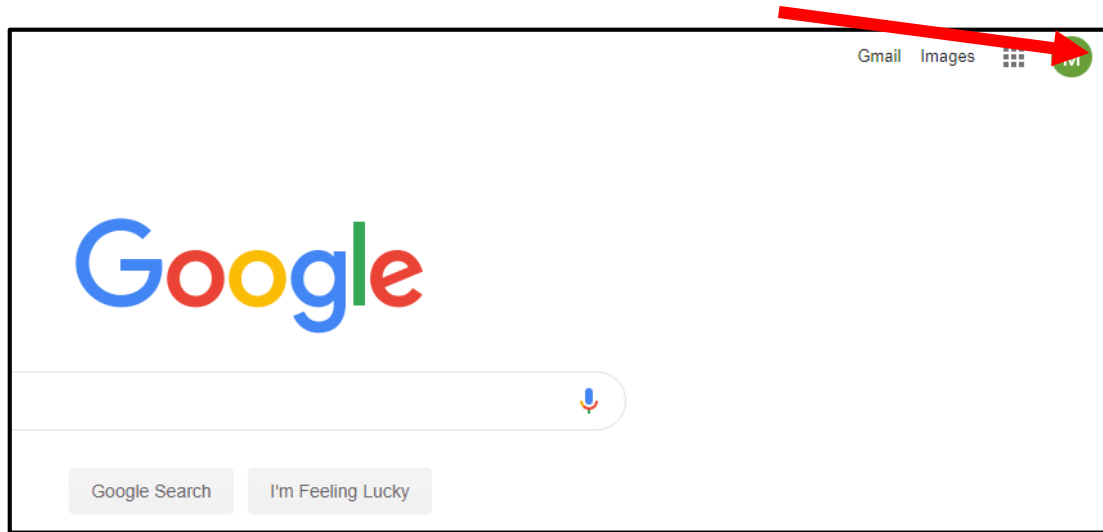
Follow these steps to log on to the Google G-Suite. Make sure you have your child's login details as provided by school to hand.

- Open the Chrome browser by clicking  and go to www.google.co.uk.
- At the top, click "Sign in".

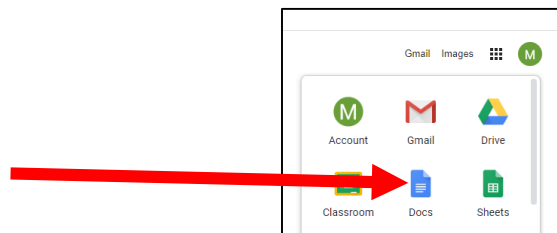


- When prompted, enter your child's Google account details as provided. This will usually be their first name and last name, for example johnnysmith@winnersh-learners.org.
- Enter your child's password as provided.
- Please ensure that your child's username and password is not shared with siblings.
- Once you have accepted Google's terms and conditions, you are then signed in to Google's suite of apps.

- Click on the “waffle” at the top right hand of browser and select Google Classroom.

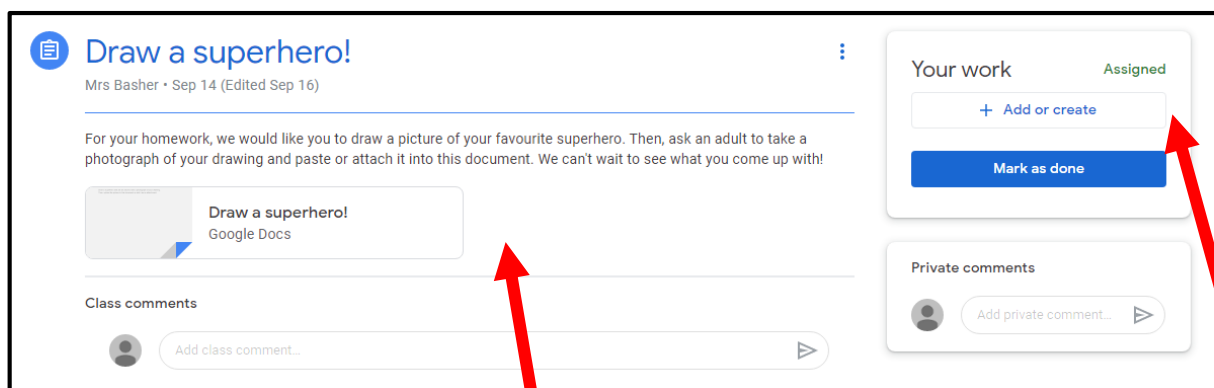


- The app used to set and mark work is called Google Classroom. To open Google Classroom click this icon:



Checking assignments in Google Classroom – what work has been set?

- Assignments set will show both on the Stream and under Classwork. To see an assignment, click on “View assignment”. The details will then show:



Children can then open the document to complete a piece of work, or parents can add a photograph of their work as an attachment by clicking “Add or create” and then selecting a file from your computer (for example, if younger children are not able to type well).